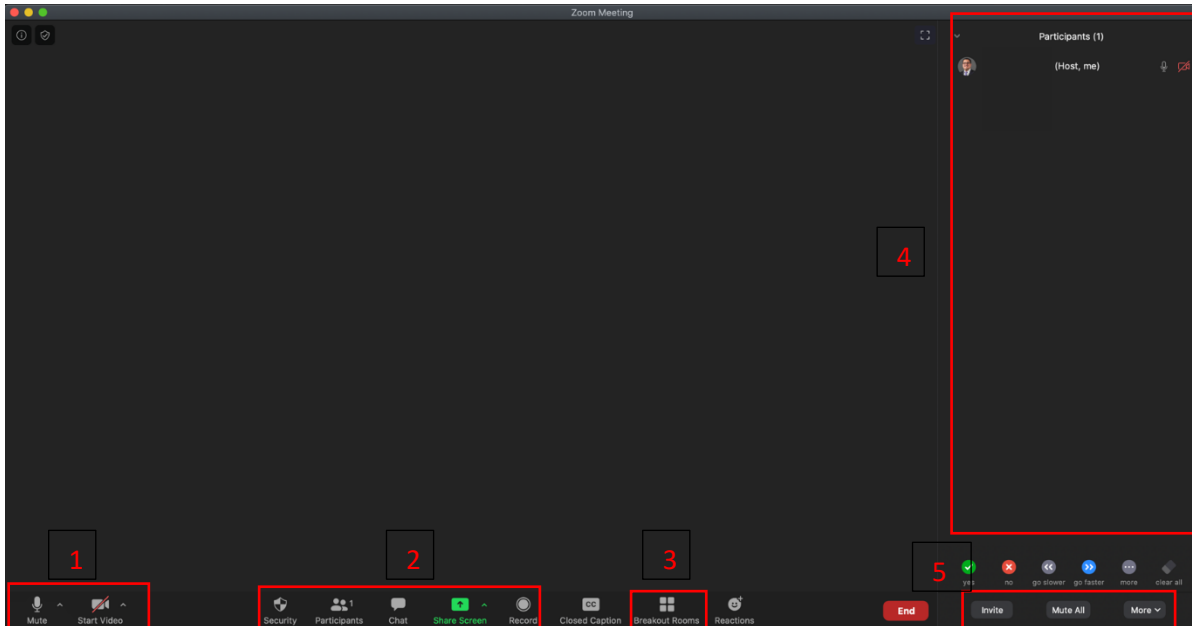
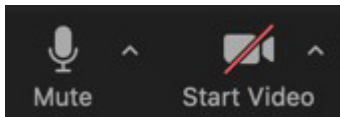



Zoom Interface



1. **Microphone and Camera Controls:** Mute/unmute, set microphone, turn video on/off and configure camera.



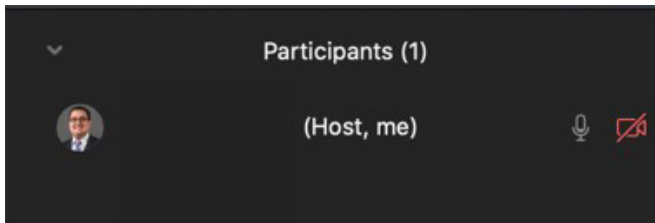
2. **Share Screen, Participant list, chat:** Share Screen, Open Participant Panel, Record, configure Security Settings, open Chat panel.



3. **Breakout Room:** Zoom allows you to create Breakout Rooms. You can manually assign participants to room or split them automatically. (See breakout room tutorial).



4. **Participant Panel:** List of all participants in the meeting. Host can mute/unmute/expel attendees.



5. **More Options:**

- a. **Invite more attendees.**
- b. **Mute All participants.**
- c. **Mute Participants upon Entry.**
- d. **Allow Participants to Unmute Themselves**
- e. **Lock Meeting.**
- f. **Enable Waiting Room.**

